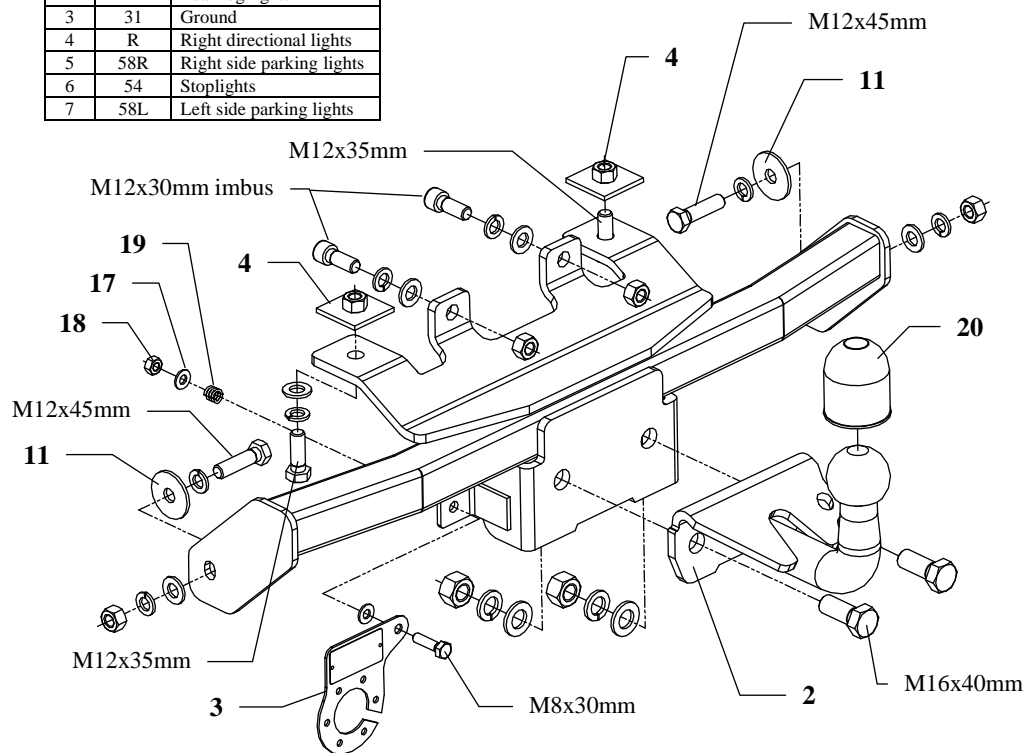


FITTING INSTRUCTION

Clamp mark in acc. with		Cables joining
ISO	PN	
1	L	Left directional lights
2	+	Rear fog lights
3	31	Ground
4	R	Right directional lights
5	58R	Right side parking lights
6	54	Stoplights
7	58L	Left side parking lights



This towing hitch is designed to assembly in following car:
RENAULT ESPACE/GRAND ESPACE, 5 doors, VAN, (JE, J66) produced since 11.1996 till 09.2002, catalogue no. **G26** and is prepared to tow trailers max total weight **1900 kg** and max vertical load **85 kg**.

From manufacturer

Thank you for buying our product. Their reliability has been confirmed in many tests. Reliability of towing hitch depends also on correct assembly and right operation. For this reasons we kindly ask to read carefully this instruction and apply to hints.

The towing hitch should be install in points described by a car producer.

The instruction of the assembly

1. Take out a spare wheel.
2. Take out plugs from the bumper. Under plugs are holes for ball unit fastening.
3. Put main bar of the towing hitch underneath the car and fix to the car chassis using bolts as showed on the drawing in places prepared by car producer.
4. Fix tow-ball (pos. 2) using bolts M16x40mm (pos. 5) from accessories.
5. Tighten all bolts according to the torque shown in the table.
6. Connect electric wires of 7-poles socket according to the instruction of the car. (Recommend to make at authorized service station).
7. Complete paint layer damaged during installation.

Torque settings for nuts and bolts (8,8):	
M 8 - 25 Nm	M 10 - 55 Nm
M 12 - 85 Nm	M 14 - 135 Nm

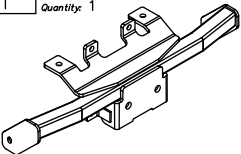



















NOTE

After install the towing hitch you should get adequate note in registration book (at authorised service station).The car should be equipped with:

- Indicators
- Tow mirrors

After 1000km check all bolts and nuts. The ball of towing hitch must be always kept clear and conserve with a grease.

Towing hitch accessories:

Pos. 1	Name: Main bar Quantity: 1	Pos. 5	Name: Bolt 8,8 B Quantity: 2 Dim.: M16x40mm	Pos. 10	Name: Nut 8 B Quantity: 4 Dim.: M12	Pos. 15	Name: Spring washer Quantity: 8 Dim.: \varnothing 12,2 mm
							
		Pos. 6	Name: Bolt 8,8 B Quantity: 2 Dim.: M12x45mm	Pos. 11	Name: Washer Quantity: 2 Dim.: \varnothing 35x \varnothing 12x3mm	Pos. 16	Name: Bolt 8,8 B Quantity: 1 Dim.: M8x30mm
							
Pos. 2	Name: Tow ball Quantity: 1	Pos. 7	Name: Bolt 8,8 B Quantity: 2 Dim.: M12x35mm	Pos. 12	Name: Plain washer Quantity: 2 Dim.: \varnothing 17 mm	Pos. 17	Name: Plain washer Quantity: 2 Dim.: \varnothing 8,5 mm
							
Pos. 3	Name: Socket plate Quantity: 1	Pos. 8	Name: Imbus bolt 8,8 B Quantity: 2 Dim.: M12x30mm	Pos. 13	Name: Plain washer Quantity: 6 Dim.: \varnothing 13 mm	Pos. 18	Name: Nut 8 B Quantity: 1 Dim.: M8
							
Pos. 4	Name: Washer with nut Quantity: 2	Pos. 9	Name: Nut 8 B Quantity: 2 Dim.: M16	Pos. 14	Name: Spring washer Quantity: 2 Dim.: \varnothing 16,2 mm	Pos. 19	Name: Spring Quantity: 1
							
						Pos. 20	Name: Ball cover Quantity: 1
							



PPUH AUTO-HAK Sp.J.

Produkcja Zaczepów Kulowych
Henryk i Zbigniew Nejman
76-200 SŁUPSK ul. Słoneczna 16K
tel/fax (059) 8-414-414; 8-414-413
E-mail: office@autohak.com.pl
www.autohak.com.pl

Towing hitch (without electrical set)

Class: **A50-X** Cat. no. **G26**

Designed for:

Manufacturer: **RENAULT**

Model: **SPACE/GARNAD SPACE**

Type: **5 doors, VAN, (JE, J66)**

produced since 11.1996 till 09.2002

Technical data:

D-value: 10,6 kN

maximum trailer weight: **1900 kg**

maximum vertical cup load: **85 kg**

Approval number according to Directive 94/20/EC: **e20*94/20*0263*00**

Foreword

This towing hitch is designed according to rules of safety traffic regulations. The towing hitch is a safety component and can be install only by qualified personnel. Any alteration or conversion of the towing hitch is prohibited and would lead to cancellation of design certification. Remove insulating compound and underseal from vehicle (if present) in the area of the matting surfaces of the towing hitch. The vehicle manufacturer's specifications regarding trailer load and max. vertical cup load are decisive for driving whereat values for the towing hitch cannot be exceeded.

D-value formula:

$$\frac{\text{Max trailer weight [kg]} \times \text{Max vehicle weight [kg]}}{\text{Max trailer weight [kg]} + \text{Max vehicle weight [kg]}} \times \frac{9,81}{1000} = D \text{ [kN]}$$