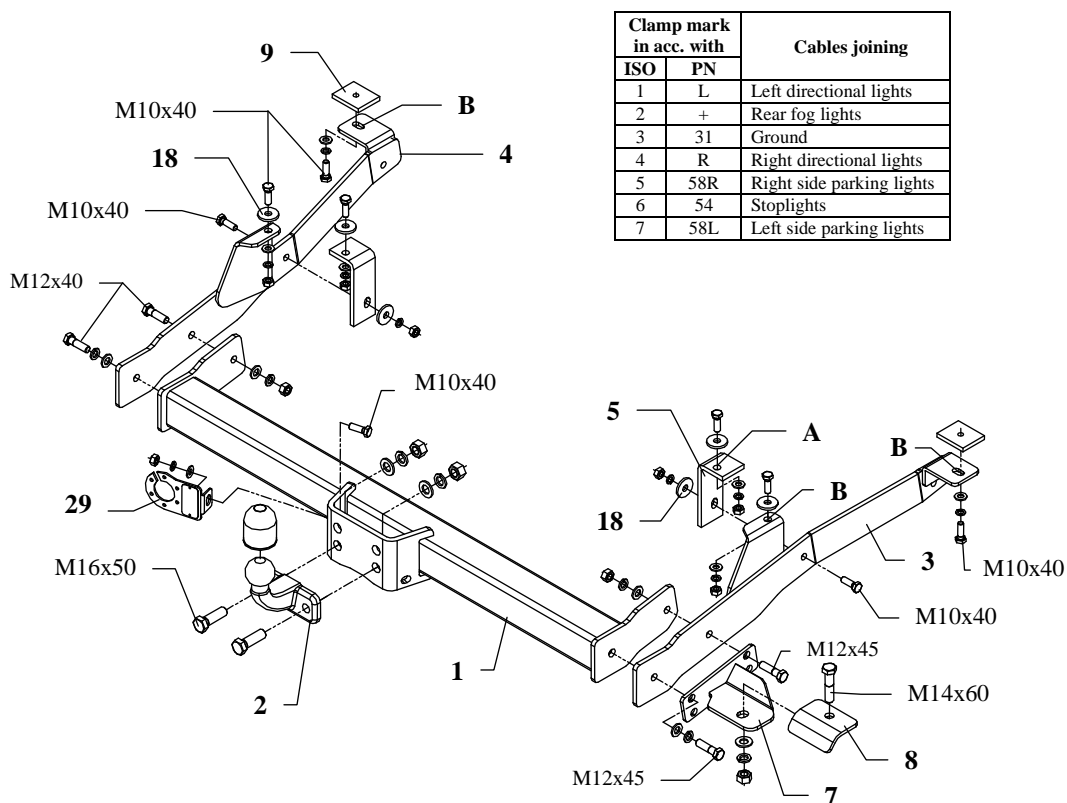


## FITTING INSTRUCTION



Clamp mark in acc. with		Cables joining
ISO	PN	
1	L	Left directional lights
2	+	Rear fog lights
3	31	Ground
4	R	Right directional lights
5	58R	Right side parking lights
6	54	Stoplights
7	58L	Left side parking lights

## The instruction of the assembly

1. Fix handles (pos. 5 and 6) from equipment to chassis through holes A using bolts M10x40mm (pos. 14). Use big washers (pos. 18).
2. Put to the chassis (over bearing spring) side brackets (pos. 3 and 4) and fix it using bolts M10x40mm (pos. 14) through holes B. In arrear use threaded, rectangular washers (pos. 9). Washers pos. 9 put into tunnels of chassis.
3. Side brackets fix by bolts M10x40mm (pos. 14) with already mounted handles (pos. 5 and 6).
4. Between mounted side brackets put main bar of the towing hitch (pos. 1) and fix using bolts M12x40mm (pos. 12) and bolt M12x45mm (pos. 11). NOTE! On the right side fix yoke (pos. 7) too
  - by upper holes for model **4WD**
  - by bottom holes for model **2WD**
5. Fix towing hitch to chassis through fish-plate (pos. 8) using bolt M14x60mm (pos. 10) from equipment as shown on the figure.
6. Fix the socket plate (pos. 3) as shown on the drawing using bolt M10x40mm (pos. 14) from the towing hitch accessories.
7. Fix tow-ball (pos. 2) using bolts M16x50mm (pos. 13) from equipment.
8. Fix tight all bolts according to the torque shown in the table.
9. Connect electric wires of 7-poles socket according to the instruction of the car. (Recommend to make at authorized service station)
10. Complete paint layer damaged during installation.

This towing hitch is designed to assembly in following cars: **FIAT DUCATO II, CITROEN JUMPER, metal build-up, loading platform**, produced since 04.1994 till 06.1999, **PEUGEOT BOXER, metal build-up, loading platform**, produced since 05.1994 till 05.1999, catalogue number **R08** and is prepared to tow trailers max total weight **2000 kg** and max vertical load **100 kg**.

### From manufacturer

Thank you for buying our product. Their reliability has been confirmed in many tests. Reliability of towing hitch depends also on correct assembly and right operation. For this reasons we kindly ask to read carefully this instruction and apply to hints.

*The towing hitch should be install in points described by a car producer.*

Torque settings for nuts and bolts (8,8):

<b>M6</b> - 11 Nm	<b>M8</b> - 25 Nm	<b>M10</b> - 50 Nm
<b>M12</b> - 87 Nm	<b>M14</b> - 138 Nm	<b>M16</b> - 210 Nm

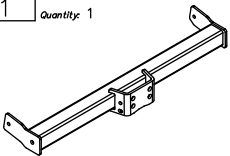
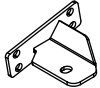









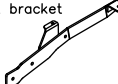

















### NOTE

After install the towing hitch you should get adequate note in registration book (at authorised service station).The car should be equipped with:

- Indicators
- Tow mirrors

After 1000km of exploitation check all bolts and nuts. The ball of towing hitch must be always kept clear and conserve with a grease.

## Towing hitch equipment:

Pos. 1 Name: Main bar Quantity: 1 	Pos. 7 Name: Yoke Quantity: 1 	Pos. 14 Name: Bolt 8,8 B Quantity: 9 Dim.: M10x40mm 	Pos. 22 Name: Spring washer Quantity: 1 Dim.: Ø 14 mm 
	Pos. 8 Name: Fish-plate Quantity: 1 	Pos. 15 Name: Nut 8 B Quantity: 1 Dim.: M14 	Pos. 23 Name: Spring washer Quantity: 4 Dim.: Ø 12 mm 
Pos. 2 Name: Tow ball Quantity: 1 	Pos. 9 Name: Rectangular washer Quantity: 2 Dim.: 60x50x8 	Pos. 16 Name: Nut 8 B Quantity: 2 Dim.: M12 	Pos. 24 Name: Spring washer Quantity: 9 Dim.: Ø 10 mm 
Pos. 3 Name: Right bracket Quantity: 1 	Pos. 10 Name: Bolt 8,8 B Quantity: 1 Dim.: M14x60mm 	Pos. 17 Name: Nut 8 B Quantity: 7 Dim.: M10 	Pos. 25 Name: Ball cover Quantity: 1 
Pos. 4 Name: Left bracket Quantity: 1 	Pos. 11 Name: Bolt 8,8 B Quantity: 2 Dim.: M12x45mm 	Pos. 18 Name: Washer Quantity: 6 Dim.: Ø35xØ12x4mm 	Pos. 26 Name: Nut 8 B Quantity: 2 Dim.: M16 
Pos. 5 Name: Right handle Quantity: 1 	Pos. 12 Name: Bolt 8,8 B Quantity: 2 Dim.: M12x40mm 	Pos. 19 Name: Plain washer Quantity: 1 Dim.: Ø 14 mm 	Pos. 27 Name: Plain washer Quantity: 2 Dim.: Ø 16 mm 
Pos. 6 Name: Left handle Quantity: 1 	Pos. 13 Name: Bolt 8,8 B Quantity: 2 Dim.: M16x50mm 	Pos. 20 Name: Plain washer Quantity: 4 Dim.: Ø 12 mm 	Pos. 28 Name: Spring washer Quantity: 2 Dim.: Ø 16 mm 
	Pos. 21 Name: Plain washer Quantity: 7 Dim.: Ø 10 mm 	Pos. 29 Socket plate SZTUK: 1 	



**PPUH AUTO-HAK S.J.**

Produkcja Zaczepów Kulowych  
Henryk & Zbigniew Nejman  
76-200 SŁUPSK ul. Słoneczna 16K  
tel/fax (059) 8-414-414; 8-414-413  
E-mail: office@autohak.com.pl  
www. autohak.com.pl

## Towing hitch (without electrical set)

Class: **A50-X** Cat. no. **R08**

Designed for:

**FIAT DUCATO II,  
CITROEN JUMPER**

Type: **metal build-up, loading platform**

produced since 04.1994 till 06.1999

**PEUGEOT BOXER**

Type: **metal build-up, loading platform**

produced since 05.1994 till 05.1999

Technical data:

**D-value: 12,48 kN**

maximum trailer weight: **2000 kg**

maximum vertical cup load: **100 kg**

Approval number according to Directive 94/20/EC: **e20\*94/20\*1392\*00**

## Foreword

This towing hitch is designed according to rules of safety traffic regulations. The towing hitch is a safety component and can be install only by qualified personnel. Any alteration or conversion of the towing hitch is prohibited and would lead to cancellation of design certification. Remove insulating compound and underseal from vehicle (if present) in the area of the matting surfaces of the towing hitch.

The vehicle manufacturer's specifications regarding trailer load and max. vertical cup load are decisive for driving whereat values for the towing hitch cannot be exceeded.

*D-value formula:*

$$\frac{\text{Max trailer weight [kg]} \times \text{Max vehicle weight [kg]}}{\text{Max trailer weight [kg]} + \text{Max vehicle weight [kg]}} \times \frac{9,81}{1000} = D \text{ [kN]}$$